

Relative Capture: Quasi-Experimental Evidence from the Chinese Judiciary

Yuhua Wang*

June 17, 2016

Abstract

Ever since the *Federalist Papers*, there has been a common view that the lower the level of government, the greater is the extent of capture by vested interests. Relying on the analytical framework of relative capture, I challenge this view by arguing that interest groups have different incentives and capacities to capture different levels of government. I test the theory by investigating how judges at different judicial levels adjudicate corporate lawsuits in China. Exploiting a quasi-experiment in which the Supreme People's Court dramatically raised the threshold for entering higher-level courts in 2008, I report evidence that while privately owned enterprises are more likely to win in lower-level courts, state-owned enterprises are more likely to win in higher-level courts. These results are robust to a variety of tests, including considering selection bias, firms' political connections, and using different samples. The findings challenge an underlying assumption in the decentralization literature and have important policy implications for countries that are trapped in centralization/decentralization cycles.

*Yuhua Wang is Assistant Professor of Government at Harvard University (yuhuawang@fas.harvard.edu). I want to thank Biying Zhang, Shuhao Fan, Mengxi Tan, Xing Li, and Yilun Ding for providing excellent research assistance. Eddie Malesky, Dan Mattingly, Weiyi Shi, and participants at APSA and the political economy workshop at Florida State University have provided valuable feedback. All errors remain my own.

Going back to Alexander Hamilton, James Madison, and John Jay in the *Federalist Papers* (No.10), a common view is that the lower the level of government, the greater is the extent of capture by vested interests.¹ Empirical work finds that granting more autonomy to local governments facilitates elite capture of political processes, creating a company town atmosphere in which regulations and policies are designed to protect the regulated businesses.² Some recent work shows that decentralized systems are more corrupt and have weaker law enforcement than centralized systems, and others find that centralization has significant effects on eliminating elite corruption at the local level and generating better group outcomes.³

A sizable literature on local capture collects evidence from countries that decentralized their political and fiscal systems during economic reforms, such as China and Vietnam. For example, Lorentzen, Landry, and Yasuda show that large industrial firms in China prevent local governments from implementing environmental transparency, and that this local capture appears strongest when the city's largest firm is in a highly polluting industry.⁴ In a recent article, Mattingly argues that local elites in China use their influence to capture rents and confiscate property. He shows that inclusion of lineage leaders in village political institutions weakens villagers' land rights.⁵ On Vietnam, Malesky, Nguyen, and Tran demonstrate that Vietnam's reform to centralize administrative and fiscal authority has significantly reduced elite corruption and improved public service delivery.⁶

A presumption made by these studies is that the extent of capture will linearly decrease as one moves up the political hierarchy assuming that politicians at higher levels keep an arm's-length relationship with interest groups. However, their empirical evidence has mostly focused on one level of government and analyzed what set of actors capture that one level.

The literature has generated significant policy implications. Aware of the danger of local capture, these countries have started to centralize their political systems in order to correct

¹Hamilton, Madison and Jay 1961.

²Reinikka and Svensson 2004; Campos and Hellman 2005; Malesky and Taussig 2009; van der Kamp, Lorentzen and Mattingly 2016.

³Treisman 2000; Goldsmith 1999; Cai and Treisman 2004; Grossman and Baldassarri 2012; Malesky, Nguyen and Tran 2014.

⁴Lorentzen, Landry and Yasuda 2014.

⁵Mattingly 2016.

⁶Malesky, Nguyen and Tran 2014.

“local protectionism.” For example, the Chinese Communist Party announced a “rule-of-law” reform package in 2014 to centralize the political and fiscal management of the judicial system, which has been blamed for protecting local vested interests.⁷ In the same vein, the National Assembly in Vietnam introduced the Ordinance on Judges and Jurors of People’s Courts in 2002 to “centralize the management of the lower courts” to higher-level courts.⁸

I challenge the underlying assumption in this literature by arguing that capture exists at every level, and that capturers are different at different levels. Inspired by Bardhan and Mookherjee, I extend the analytical framework of *relative capture* to argue that interest groups have different incentives and capacities in influencing different levels of government.⁹ Due to political (for example, electoral institutions) and economic (for example, tax structures) constraints, different levels of government are susceptible to distinct interest groups. For example, a higher-level government’s reliance on a certain type of interest group for tax revenue might strengthen that group’s incentive and capacity of *higher capture*, while a lower-level government’s fiscal dependence on another type of interest group might create a tendency for *lower capture*. The relative capture framework does not make the linear assumption that the lower the level of government, the greater is the extent of capture. Rather, it claims that various levels of government are *relatively* captured by various interest groups.

Contrary to previous studies that focus on only one level of government, I examine how capture works at multiple levels. In my empirical analysis, I examine how judges at different judicial levels adjudicate corporate lawsuits in China. China has one of the largest decentralized political systems in the world, and its judiciary represents a typical decentralized system in which fiscal, administrative, and political power has been granted to local authorities.¹⁰ A close examination of how Chinese judges at different levels handle cases brought by different firms provides important insights into how a decentralized system functions and how various interest groups operate. The subject of my study—courts—is an important contracting institution that provides the legal framework to protect private contracts, and the quality of legal institutions

⁷Please see <http://goo.gl/QmBk4m> (Accessed February 23, 2015).

⁸Please see <https://www.bhba.org/index.php/component/content/article/251> (Accessed February 23, 2015).

⁹Bardhan and Mookherjee 2000.

¹⁰Landry 2008a; Falletti 2010.

is highly correlated with a country's long-term economic development, protection of human rights, and quality of government.¹¹

Taking advantage of China's fragmented bureaucratic structure, in which the judiciary must answer to the territorial party-state (horizontal authority) rather than a higher-level court (vertical authority), I am able to study how the linkages between litigants and a particular level of party-state influence judges' decisions. Importantly, Chinese judges' incentive structure is shaped by the local government tax system. While the Chinese tax system allocates a bigger percentage of private firms' tax payments to county governments (which control basic people's courts), state-owned enterprises (SOEs) are the major revenue sources for municipal governments (which control intermediate people's courts). This fragmentation between the horizontal and vertical lines in the political hierarchy creates different opportunities and incentives for judges and firms at different levels. I therefore expect that privately owned firms are more likely to win in lower-level courts (basic people's courts), and that SOEs are more likely to win in higher-level courts (intermediate people's courts).

Rigorously testing relative capture would require a counterfactual in which the same interest group is treated at different levels in the judiciary. However, this counterfactual does not exist in the real world, and corporate lawsuits handled by lower-level courts are systematically different from those adjudicated by higher-level courts. For example, higher-level courts are responsible for disputes with higher financial stakes.

I exploit a quasi-experiment in which the Chinese Supreme People's Court dramatically raised the threshold for entering higher-level courts in 2008 to examine how firms are treated differently at different levels. For example, before 2008, economic disputes with claims higher than 6 million *yuan* (roughly \$920,000) were under the jurisdiction of intermediate people's courts, and cases less than this amount were under the jurisdiction of basic people's courts. This cutoff point was raised to 50 million *yuan* (roughly \$7.7 million) in 2008. This jurisdictional change shifted a large number of cases between 6 million and 50 million *yuan* (treatment group) that should have been adjudicated by intermediate people's courts before 2008 to basic people's courts after 2008. This policy change therefore creates exogenous variations in firms' exposure

¹¹North 1981; La Porta et al. 1997; La Porta et al. 1999; Acemoglu and Johnson 2005; Simmons 2009.

to different levels of the judiciary.

Compiling and analyzing a novel dataset of over 4,000 court cases disclosed by publicly traded firms from 1998 to 2013, I report strong evidence supporting the relative capture framework. On average, SOEs' win rate is estimated to be 30% higher in intermediate people's courts than in basic people's courts, while non-SOEs' win rate is 40% higher in basic people's courts than in intermediate people's courts.

The findings have important implications for many developing countries that struggle to strike a balance between the private and public sectors. SOEs have been described as a major interest group that is responsible for obstructing economic reforms, bending regulations, and causing many developmental problems, such as pollution and corruption.¹² A prevailing remedy for the sins of SOEs is privatization, which has been championed by the World Bank and encapsulated in the Washington Consensus.¹³ This view rests on the assumption that state capture will be reduced (or even eliminated) when resources are transferred to the private sector. However, as I show, SOEs and private firms can both capture the state, given certain incentive structures in the political system. Privatization would only shift capture from one level to another.

To my knowledge, this is the first quasi-experimental evidence on whether and how different interest groups capture governments at different levels. My findings directly challenge an implicit assumption made by a large literature that the lower the level of government, the greater is the extent of capture by vested interests.

This article also speaks to the literature on the rule of law in authoritarian regimes and contributes to the scarce but growing literature on comparative judicial politics.¹⁴ This is the first article to demonstrate that judges do rule in a biased fashion over business disputes in a country without judicial independence, in order to protect firms that party authorities want to protect. This is qualified or nuanced, however, by the finding that local authorities protect firms only if they contribute revenues to the local coffers.

¹²Haggard 1990; Hellman, Jones and Kaufmann 2003; Dasgupta et al. 2001.

¹³Lieberman 1993.

¹⁴Helmke 2002; Moustafa 2007; Ginsburg and Moustafa 2008; Ferejohn, Rosenbluth and Shipan 2009; Wang 2015.

Relative Capture and the Chinese Judiciary

Following Hellman, Jones, and Kaufmann, I define capture as firms using their influence to shape the formulation of the rules of the game or how games are played (with or without private payments to public officials and politicians).¹⁵ Bardhan and Mookherjee develop a framework of relative capture based on a model of electoral competition subject to the influence of special interest groups.¹⁶ In their basic setup, two parties whose policy platforms are influenced by campaign contributions from a lobby representing the interests of an elite are competing. Voters vary in their socio-economic status, political awareness, and party loyalty. There is an asymmetry in political participation across different classes: rich and informed voters participate at a higher level than poor and uninformed voters. The model then generates conditions under which capture is more likely to occur at the local or higher levels. One condition relates to interest groups' incentives and capacity to influence elections at different levels. For example, when the electoral process is based on a majoritarian system in which only the dominant party wins and gets represented in national policy-making (as opposed to a system of proportional representation), politicians rely more on campaign contributions to win, and interest groups have higher stakes in the election, which creates a tendency toward greater capture at the national level.

The model is not directly applicable to an authoritarian context, such as China. However, its intuition that politicians and interest groups have different incentives and capacities at different levels is useful for understanding relative capture in a non-democracy. For example, if politicians at different levels are dependent on different interest groups for tax revenue (as opposed to campaign funding as in Bardhan and Mookherjee's model), then this might make politicians at different levels vulnerable to different interest groups. Below, I briefly introduce China's judicial system and discuss how the relative capture framework can explain judges' incentives in the judicial hierarchy.

The Chinese judiciary is embedded in a fragmented and decentralized political system in which government organizations at different levels (and in different hierarchies) usually have

¹⁵Hellman, Jones and Kaufmann 2000.

¹⁶Bardhan and Mookherjee 2000.

conflicting policy goals.¹⁷ This “fragmented authoritarianism” is reflected in the judiciary’s design, in which a court is the agent of dual principals. The first (vertical) principal is the higher-level court. Although there is a national four-level judicial hierarchy from the Supreme People’s Court at the very top to basic people’s courts at the lowest level (Figure 1), the institutional design does not require lower-level courts to obey orders from higher-level courts.¹⁸ For example, the Supreme People’s Court cannot independently appoint presidents or other major court officials at the provincial level; nor is the Supreme People’s Court responsible for financing lower-level courts.¹⁹ While judges in the U.S. judicial system often reverse decisions made by lower-level courts, which has a deterrent effect on lower-level courts’ behavior,²⁰ higher-level courts in China rarely amend lower-level courts’ decisions, although they have the power to do so.²¹ As an intermediate people’s court judge remarked, “We do our best to respect basic people’s courts’ decisions. We do not correct if it is a borderline case unless there is a fatal mistake.”²² Higher-level courts, however, do participate in evaluating lower-level courts and making personnel decisions, but this power is limited.

The second (horizontal) principal is the party-state at the same territorial level. The judiciary in China is treated as a functional department under the authority of the party-state. The party-state at each level, including the Chinese Communist Party committees and the executive branch, takes a leading role in making personnel decisions and budgetary allocations for courts at that territorial level.²³ For example, the county party committee and government have the prerogative to appoint presidents and other major court officials at basic people’s courts, and pay the majority of basic people’s courts’ expenditures, including judges’ salaries and bonuses, office supplies, vehicles, and court buildings. So the policy preferences of courts are more responsive to those of the corresponding party-state than the higher-level court.

¹⁷Lieberthal 1992; Mertha 2009.

¹⁸Wang 2015, 76-79. The decentralized legal system was designed to prevent politicians from using the legal system for political purges, which were prevalent in the early years of the Chinese Communist Party. Please see Tanner and Green 2007.

¹⁹Wang 2015, 68-70.

²⁰Kastellec 2011.

²¹Basic people’s courts and intermediate people’s courts serve as first-instance courts for most cases, and a litigant can appeal once to a higher-level court. The decision by the higher-level court is the final verdict.

²²Author’s interview with a judge, March 31, 2010.

²³Wang 2015, 76-77.

[INSERT FIGURE 1 HERE]

To understand the policy preferences of Chinese judges, we therefore need to examine the incentive structure of Chinese party-state officials. It has been shown that the priority of local Chinese officials is to maximize tax revenues, which is a strong predictor of their promotions.²⁴ According to the current fiscal system, the Chinese central government and local governments share the tax revenues. While some corporate and value-added tax (but no sales tax) is collected by the central state, the rest is collected by various levels of local government.²⁵ In the current tax-sharing system, after the center collects the central tax, most SOEs tax revenue goes to the municipal governments (the principal of intermediate people's courts), while most of the privately owned companies' tax revenue belongs to the county-level governments (principal of basic people's courts).²⁶

I encountered a case during fieldwork that helps clarify the causal mechanisms.²⁷ It involved the firm Great Ocean in the City of Buddha. Great Ocean is an SOE owned and managed by the City of Buddha government, and the City of Buddha is a wealthy city in a southern Chinese province. Great Ocean has strong bargaining power vis-à-vis the city government because its tax payment constitutes the lion's share of the city's revenue. As lawyer Wang remarked, "Great Ocean has a strong voice in this city. To a large extent, it can influence city policies and demand special treatment, otherwise it can threaten to lay off people or hide revenue."²⁸ In 2009, Great Ocean was sued by its stockholders for concealing information, and the case was accepted by the Intermediate People's Court in the City of Buddha. The court considered this a "sensitive" case because the defendant was a local SOE. Under pressure from the city government, the

²⁴Lü and Landry 2014; Shih, Adolph and Liu 2012.

²⁵For details of the tax-sharing system, please see Wong and Bird 2008.

²⁶There is no uniform formula for sharing across localities, but the rule is that local "critical" enterprises' (most of them are SOEs) taxes are collected by municipal governments, while others (most are non-SOEs) are collected by the county government. Please see <http://zhidao.baidu.com/question/431381018547758724.html> (Accessed February 16, 2015). Please see examples in Harbin (<http://www.harbin.gov.cn/info/news/index/detail1/193751.htm>), Anshan (http://www.ascz.gov.cn/asp/s/single.aspx?id=312&category_id=1206), and Xinxiang (<http://125.42.176.130/sitegroup/root/html/4028815814af27b40114af5e7e62010d/050124170721.html>).

²⁷The case is collected from my qualitative interviews, so the names of the company, the locality, and interviewees remain anonymous to protect the interviewees, but transcripts of these interviews are available upon request.

²⁸Author's interview with a lawyer, March 29, 2010.

court delayed the process and tried to convince the plaintiffs to settle the dispute outside the court through mediation. The plaintiffs refused. The court finally had to hold court hearings, and the final verdict was made by the court adjudication committee (an ad hoc committee that consists of major officials of the court rather than a panel of judges). The court ruled that Great Ocean won, but to discourage the stockholders from appealing, Great Ocean needed to pay a lump sum of compensation to the plaintiffs, although the amount was lower than what the plaintiffs originally claimed. Lawyer Wang commented, “Chinese local government only intervenes in individual cases if 1) one of the parties has a special identity, for example if a government official or an influential firm is involved, or 2) if the case outcome can impact social stability.”²⁹ A judge said, “Here in this place, there is a saying: ‘No matter if it is a black firm or a white firm; as long as it pays taxes, it is a good firm.’”³⁰

The case illustrates that tax incentives are a major driving force behind courts’ decisions. As agents of their territorial party-state, we would expect intermediate people’s courts to favor SOEs and basic people’s courts to protect non-SOEs. And because higher-level courts usually defer to lower-level courts’ decisions, we should expect courts to sincerely reveal their policy preferences through their judicial decisions. Hypothesis 1 summarizes this theoretical expectation:

Hypothesis 1: While SOEs are more likely to win in intermediate people’s courts, non-SOEs are more likely to win in basic people’s courts, *ceteris paribus*.

EMPIRICS

There are two empirical challenges to comparing win rates at different levels in an authoritarian state. First, unlike studies of the U.S. federal judicial system that can utilize widely published cases,³¹ the judiciary in authoritarian regimes is often one of the most opaque sectors in the political system, so no systematic dataset of court cases is available. Most studies of legal behavior have relied on survey measures of litigants’ *preference* for courts or whether disputants

²⁹ Author’s interview with a lawyer, March 29, 2010.

³⁰ Author’s interview with a judge, April 8, 2010.

³¹ Sunstein et al. 2006.

chose to go to courts.³² Very few empirical studies have been able to systematically examine court outcomes in authoritarian regimes, especially at the local level.³³ Second, because of the heterogeneity of cases across different judicial levels, simply regressing case outcomes on the judicial level could produce biased estimates. For example, cases adjudicated by higher- and lower-level courts are systematically different. A conventional regression framework often fails to control for unobservable firm- and court-level characteristics, which could produce omitted variable bias. In addition, litigants can self-select into a certain level of court to obtain a more desirable outcome, which could produce selection bias.

Data

I use a unique, manually coded dataset of firm litigations disclosed by Chinese publicly traded firms from 1998 to 2013 to conduct this study. In 1998, the Shanghai and Shenzhen Stock Exchange issued a rule that required listed companies to disclose their involvement in litigations.³⁴ This mandatory disclosure requirement covers all lawsuits that involved publicly traded firms since 1998. I manually collected 4,275 court litigations from company reports (annual, semi-annual, quarterly, and special) and constructed the Chinese Listed Firms' Litigation Dataset (CLFLD).³⁵ The CLFLD contains information about each case's legal issue, type, litigants, claim (in *yuan*), outcome, timing, court name and level, and others. The vast majority of cases in the CLFLD are economic disputes. I then merged the CLFLD with another dataset that contains firm-level variables, such as state ownership, registration location, age, total assets, and industry. These variables are collected from the China Securities Market and Account Research (CSMAR) database.³⁶ This article is the first empirical study to use CLFLD to examine judicial outcomes at different levels.³⁷ Table 1.1 in the web appendix presents the descriptive statistics

³²Gallagher 2006; Landry 2008*b*; Ang and Jia 2014; Wang 2015.

³³One study that uses actual court outcomes is Helmke 2002, but it is at the top level.

³⁴Lu, Pan and Zhang 2015.

³⁵Every case is double-coded by me and a group of trained research assistants.

³⁶I accessed CSMAR through Wharton Research Data Services, a web-based business data research service from the Wharton School at the University of Pennsylvania. <http://wrds-web.wharton.upenn.edu> (Accessed August 9, 2013).

³⁷Another study that uses data from the same source is Lu, Pan and Zhang 2015, but it explores a different research question.

of the dataset.

Among the 4,275 observations, there are great variations in types of cases and firms: 39.12% are loan disputes, 47.33% contract disputes, and 13.55% other types of dispute, and 73.19% involved SOEs, and 26.81% non-SOEs. The average win rate of SOEs is 45.00%, and that of non-SOEs is 40.66%. I am not able to judge whether a firm *should* have won or lost in a particular case, which would require a close examination of all the evidence available and an application of relevant laws. However, this study is only concerned about *relative* win rates, so the benchmark win rate is a lesser concern.

Because only the discloser is publicly traded and, therefore, publicizes firm information, we know little about its competitor in the litigation unless it is also publicly traded. For 636 unique pairs, I am able to find information on both sides of the litigation; 36.64% of these pairs are SOEs versus non-SOEs, 49.37% are SOEs versus SOEs, and 13.99% non-SOEs versus non-SOEs. For the main analysis, I use all 4,275 observations to leverage statistical power, assuming that the quasi-experiment assigned competitors into treatment and control at random. I will also show that when I focus on the subset of 636 cases, the results are similar.

In total, 1,034 cases (24.64%) were adjudicated by basic people's courts, 2,689 cases (64.08%) by intermediate people's courts, 467 cases (11.13%) by high people's courts, and six cases (0.14%) by the Supreme People's Court. The distribution is skewed because basic people's courts and intermediate people's courts serve as the first-instance courts for most cases, and higher-level courts only handle appeals. In the following sections, I only present results using cases in basic people's courts and intermediate people's courts. I present the results using cases in higher-level courts in the web appendix (Section IV).

Identification Strategy

To obtain an unbiased estimate of the effect of judicial hierarchy on judicial outcomes, I exploit a regulative change in 2008 that dramatically raised the monetary threshold for cases to enter each level of court. The thresholds vary across municipalities, but I use Guangzhou City in Guangdong Province as an example. Prior to 2008, economic disputes that had claims under 6

million *yuan* were under the jurisdiction of basic people's courts in Guangzhou, disputes with claims between 6 million *yuan* and 100 million *yuan* were under the jurisdiction of the intermediate people's court in Guangzhou, and disputes with claims over 100 million *yuan* were under the jurisdiction of the high people's court in Guangdong Province. Because of increasing claims in economic disputes as the Chinese economy grew, and the subsequent heavier burden on higher-level courts, the Supreme People's Court in 2008 announced a change in the jurisdictions of each level of court. After 2008, in Guangzhou City, economic disputes under 50 million *yuan* were under the jurisdiction of basic people's courts, disputes between 50 million *yuan* and 300 million *yuan* were under the jurisdiction of the intermediate people's court, and disputes above 300 million *yuan* fell to the high people's court. Figure 2 summarizes the changes illustrated by real cases in the database.

[INSERT FIGURE 2 HERE]

The jurisdictional change in 2008 created an exogenous variation in cases' exposure to various court levels. For example, economic disputes between 6 million and 50 million *yuan* that would have been adjudicated by intermediate people's courts before 2008 (Cell 3 in Figure 2) were adjudicated by basic people's courts after 2008 (Cell 4 in Figure 2). I call these cases Treatment Group I, because they were exposed to the treatment of basic people's courts after 2008. This is reflected in Figure 2 in which there are very few circles (basic people's court cases) in Cell 3 but more circles in Cell 4. The jurisdictional change also created control groups. For example, disputes between 50 million and 100 million *yuan* (Control Group I) have always been under the jurisdiction of intermediate people's courts both before (Cell 5 in Figure 2) and after 2008 (Cell 6 in Figure 2). Restricting my sample to the [6 million, 100 million] range, a case's exposure to the treatment (adjudication by a basic people's court) was determined by both the amount of its claim and the year it was accepted. After controlling for region and industry fixed effects, an interaction term between dummy variables indicating post-2008 and Treatment Group I is a plausible exogenous variable, and is used as an instrument in the win rate equation. Similar strategies were used to estimate the effect of exposure to education on

earnings.³⁸

[INSERT TABLE 1 HERE]

The basic idea behind the identification strategy is illustrated in Table 1, which shows exposure to basic and intermediate people's courts before and after 2008. While 11.25% of cases in Cell 3 (before 2008) were adjudicated by basic people's courts, this percentage increases to 53.71% in Cell 4 (after 2008). Likewise, while 85.58% of cases in Cell 3 were adjudicated by intermediate people's courts, this percentage decreases to 45.14% in Cell 4. This 40.44% decrease is significant compared to the 3.26% decrease in the control group. This difference-in-difference (DID) estimate is also statistically significant in a regression framework with year, province, and industry fixed effects, which is presented in Section II of the web appendix.

Similarly, as Figure 3 demonstrates, the win rates of SOEs and non-SOEs also experienced significant changes after 2008.³⁹ As Panel (a) shows, while the average win rate of SOEs in the treatment group (dashed line) before 2008 is 42.95%, it changes to 45.50% after 2008, which is a 2.55% (s.d. = 3.87) difference. However, the change in the control group (solid line) is 14.63% (s.d. = 4.56), so the DID is therefore -12.08% (s.d. = 5.98) and significant at the 0.01 level. This implies that SOEs are less likely to win in basic people's courts. Conversely, according to Panel (b), for non-SOEs the average win rate in the treatment group (dashed line) before 2008 is 28.63%, and it changes to 55.63% after 2008, which creates a difference of 27.00% (s.d. = 5.04). In contrast, the change in the control group (solid line) is 3.68% (s.d. = 6.52), so the DID is 23.32% (s.d. = 8.24, $p < 0.01$), indicating that non-SOEs are more likely to win in basic people's courts. The remainder of this article will elaborate on this strategy to produce more convincing results.⁴⁰

³⁸Card and Krueger 1992; Lemieux and Card 2001; Duflo 2001.

³⁹The ownership data are from CSMAR and the Chinese Economic Censuses of 2004 and 2008. Specifically, a firm is coded as an SOE if its ultimate shareholder is the government, including any departments in the government, such as the Bureau of State Asset Management or the Finance Bureau. This coding rule is consistent with prior studies, please see Wang, Wong and Xia 2008.

⁴⁰An alternative identification strategy is a regression discontinuity (RD) design to compare cases just above and just below the cutoff point. The success of an RD design relies on the assumption that there is no sorting around the cutoff point (Imbens and Lemieux, 2008, 632). If firms manipulated the claim numbers to self-select into a certain level of court, anticipating a higher win rate, the no-manipulation assumption of the RD design is violated. Since I conduct a McCrary density test (McCrary, 2008), which rejects the null hypothesis of continuity of the density of dispute claims around the cutoff points, I do not use an RD design. For results of the McCrary density test, please see Section III in the web appendix.

[INSERT FIGURE 3 HERE]

Difference-in-Difference Estimates

To exploit the variation in treatment across cases and time periods, this strategy can be generalized to a regression framework. First, I conduct an intention-to-treat analysis to estimate the reduced-form relationship between being in the treatment group after 2008 and a firm's win rate.⁴¹ The intention-to-treat analysis focuses on the groups created by the randomization introduced by the 2008 jurisdictional change, although in reality the randomization was not strictly enforced. As Dunning argues, intention-to-treat analysis may produce inaccurate estimates of the effect of the treatment (for instance, if many subjects in the assigned-to-treatment group did not actually receive the treatment), but analyses of natural experimental data should almost always present intention-to-treat analysis.⁴²

This suggests running the following regression:

$$\begin{aligned} Pr(Win_i = 1) = & \text{logit}(c_1 + \gamma_1 Post2008_i \\ & + \gamma_2 Treatment\ Group\ I_i \\ & + \gamma_3 Post2008_i \times Treatment\ Group\ I_i \\ & + X\Gamma + \alpha_{1k} + \theta_{1d} + \epsilon_i), \end{aligned} \quad (1)$$

where Win_i is a binary variable indicating whether the firm that announced the case won, c_1 is a constant, $Post2008_i$ is an indicator for cases accepted after 2008, $Treatment\ Group\ I_i$ is an indicator for cases that had claims within the Treatment Group I range, X is a vector of covariates that might not be balanced pre- and post-treatment, α_{1k} denotes province dummies and θ_{1d} industry dummies. γ_3 is the DID estimator, and I expect that $\gamma_3 < 0$ for regressions using SOEs and $\gamma_3 > 0$ for those using non-SOEs.

All models include the following controls. *Assets (log)* is the natural log-transformed total

⁴¹Dunning 2012, 138.

⁴²Dunning 2012, 138.

assets of the firm, *Age* is the age of the firm, and prior studies show that bigger and older firms are more likely to go to court.⁴³ *Contract Dispute* is an indicator for contract disputes (as apposed to loan cases, tort cases, or other cases). Prior studies have shown differential win rates across case types, with more predictability among contract cases in which both parties can observe the contractual terms and relevant actions.⁴⁴ Finally, a large literature on the Chinese legal system has been focused on “local protectionism,” in which courts usually favor locally based litigants.⁴⁵ The CLFLD includes information about firms’ registration locations and courts’ locations. Because two firms are involved in a dispute, there are four possible scenarios: 1) the announcing firm and the court share the same location (at the municipal level), and the other firm is registered in a different location (I code this as *Home* (10.37% of cases)); 2) the other firm and the court share the same location, and the announcing firm is registered in a different location (I code this as *Road* (14.18% of cases)); 3) none of the firms share the same location with the court, so the court is a third party (I code this as *Third* (4.14% of cases)); or 4) both firms share the same location with the court (I code this as *Derby* (71.30% of cases)). So the vast majority of disclosing firms (81.67%) go to their local courts to litigate. I include *Road*, *Third*, and *Derby* in the regressions, leaving the *Home* category as the reference group.

I first restrict my sample to cases in Treatment Group I or Control Group I.⁴⁶ The estimated effect is then the treatment effect of adjudication after 2008 within Treatment Group I (higher exposure to basic people’s courts than to intermediate people’s courts) on the probability of winning. I then divide my sample into SOEs and non-SOEs based on the announcing firm’s ownership and estimate the regressions separately using two sub-samples. Table 2 presents the logistic regression results with standard errors clustered at the provincial level.

[INSERT TABLE 2 HERE]

For SOEs, being in Treatment Group I after 2008, which increased cases’ exposure to basic people’s courts (as opposed to intermediate people’s courts), significantly decreases the proba-

⁴³Ang and Jia 2014, 326.

⁴⁴Kessler, Meites and Miller 1996; Shavell 1996; Siegelman and Waldfogel 1999; Lu, Pan and Zhang 2015.

⁴⁵O’Brien and Li 2004; Peerenboom 2002; Wang 2015.

⁴⁶I present the results using cases in higher level courts—Treatment Group II or Control Group II—in Section IV in the web appendix.

bility of winning. Firm size (measured by *Assets (log)*) and age (measured by *Age*) help firms win, which is consistent with prior findings.⁴⁷ SOEs are more likely to win contract disputes in which two parties have symmetric information.⁴⁸ Surprisingly, I find no “home-field advantage” for SOEs; they have roughly the same win rates in all four scenarios (Home, Road, Third, and Derby). I interpret this as a result of SOEs’ broad political connections that are not limited to one locality. Future research can examine how SOEs employ political connections outside jurisdictional boundaries to gain leverage in courts.

For non-SOEs, however, more exposure to basic people’s courts significantly increases their probability of winning. Firm size and age have negative signs and are not statistically significant. Similar to SOEs, non-SOEs are more likely to win contract disputes. Lastly, there is a significant “home-field advantage” for non-SOEs: they are less likely to win in “road” courts than in “home” courts because they usually only have local ties that do not cross boundaries.

The intention-to-treat analysis results are largely consistent with Hypothesis 1: SOEs are more likely to win in intermediate people’s courts, while non-SOEs are more likely to win in basic people’s courts. However, an unbiased estimate of the local average treatment effect (LATE) requires full compliance. As Table 1 indicates, although most cases ended up in the right court based on the amount of their claims, a small number of cases went to the “wrong” courts. This might be the result of unobservable case/firm/court characteristics (such as the case’s political sensitivity or court burden) or simply mistakes. In addition, because only listed firms’ information is publicly available, if one of the firms involved in the dispute is not public, that firm’s information is unobservable to the researcher. To more accurately estimate the LATE, I use an instrumental variable (IV) estimator, which is elaborated in the next section.

Two-Stage Least-Squares Estimates

Because a case’s claim amount and timing jointly determine its probability of being adjudicated by a basic people’s court, I can use an interaction term between dummy variables indicating a case’s designated group (treatment or control) and acceptance year to predict the probability

⁴⁷Ang and Jia 2014.

⁴⁸Kessler, Meites and Miller 1996; Shavell 1996; Siegelman and Waldfogel 1999; Lu, Pan and Zhang 2015.

that it will be accepted by a basic people's court, and then I can use this probability to predict the likelihood that it will win. If we assume that the interaction term has no effect on the probability of winning other than by changing the court level (exclusion restriction), one can use the interaction term to conduct IV estimates of the effect of judicial level on judicial outcomes.

To meet this exclusion restriction assumption, I need to assume that the 2008 regulatory change assigned cases to treatment or control groups at random or at least as-if random. Below, I show evidence and provide reasoning on why the identification strategy is valid.

First of all, if the regulatory change indeed randomized cases into basic (treatment) and intermediate (control) people's courts after 2008, we should observe a perfect balance of covariates in these two groups. I find exactly that. As Table 3 presents, all of the covariates, including *Assets (log)*, *Age*, *Contract Dispute*, *Home*, *Road*, *Third*, and *Derby*, are not significantly different in treatment and control at the 95% confidence level.

[INSERT TABLE 3 HERE]

In addition, one scenario that could potentially violate the exclusion restriction assumption is if firms strategically self-selected into one group or another in anticipation of the jurisdictional change. Imagine a privately owned firm that had a 10 million *yuan* dispute in Guangzhou City, which would go to an intermediate people's court in 2007. However, after learning that the cutoff point would be raised in 2008, and that the case would instead end up in a basic people's court, which would increase its probability of winning, the firm might have decided to wait until after 2008 to pursue the case. Or firms might have chosen to file under the new 2008 system when previously they would not have, or vice versa.

I present several pieces of evidence to show that this strategic sorting is difficult. First of all, the timing of the 2008 Supreme People's Court ruling was exogenously determined. The 2008 jurisdictional change was made in direct response to the passing of the new Civil Procedural Law, which came into effect on April 1, 2008. The new law changed its Article 178 to prohibit a party from applying to the people's court that originally tried the case for retrial. After the law came into effect, all appeals were required to be filed in a higher-level court. This change dramatically increased the burden of higher-level courts, especially intermediate

people’s courts and high people’s courts. The 2008 jurisdictional change was then made to alleviate the burden of higher-level courts.⁴⁹ Second, the thresholds for various levels of courts vary significantly across localities even within the same province. For example, while the new threshold for entering intermediate people’s courts in Guangzhou City is 50 million *yuan*, it is 30 million in Zhongshan City, and 20 million in Chaozhou City. The lack of a nationally unified standard made strategic calculations difficult. Third, there is no evidence in the data that this strategic behavior occurred. There were 92 cases involving non-SOEs entering courts in 2007 and 90 in 2008. Similarly, there were 289 cases involving SOEs in 2007 and 270 in 2008. I do not observe any irregularities around 2008.

Under the assumption that the interaction between cases’ designated group and timing has no direct effect on their probability of winning, the interaction term is available as a valid instrument for the treatment. This strategy, an IV estimator, has been used in other similar situations.⁵⁰ This instrument has been shown to have good explanatory power in the first stage, which is presented in the lower panel in Table 4.⁵¹ The first stage yields large F statistics ranging from 161.27 to 223.17, which far exceeds the standard critical value of 10 required to avoid weak instrument bias.⁵² I use two-stage least squares (2SLS) to fit the following equation:

$$\begin{aligned} Win_i = c_1 + \gamma_1 Basic_i(instrumented) \\ + X\Gamma + \alpha_{1k} + \theta_{1d} + \epsilon_i, \end{aligned} \quad (2)$$

where $Basic_i$ is a binary variable indicating whether the case was adjudicated by a basic people’s court (intermediate people’s court as the reference group), and it is instrumented by $Post2008_i \times Treatment\ Group\ I_i$. γ_1 is the quantity of interest—the LATE of basic people’s courts—and I expect that $\gamma_1 < 0$ for regressions using SOEs and $\gamma_1 > 0$ for those using non-SOEs.

⁴⁹For more details, please see http://news.xinhuanet.com/legal/2008-01/28/content_7509567.htm (Accessed February 19, 2015).

⁵⁰Card and Krueger 1992; Lemieux and Card 2001; Duflo 2001.

⁵¹Section V in the web appendix presents the full results of the first stage.

⁵²Staiger and Stock 1997.

[INSERT TABLE 4 HERE]

The upper panel of Table 4 shows the second-stage results, which are largely consistent with the DID estimates. For SOEs, adjudication by basic people’s courts (as opposed to intermediate people’s courts) significantly decreases their probability of winning. Firm size and age have a positive effect on the probability of winning, and SOEs are more likely to win contract disputes. Similarly, I do not find a “home-field advantage” for SOEs. Conversely, basic people’s courts significantly increase non-SOEs’ probability of winning. However, firm size and age do not seem to matter for non-SOEs. They are more likely to win contract disputes, and there is a significant “home” effect for non-SOEs: they are more likely to win at home than on the road.

So far, I have only included variables measuring one side of the litigation (the discloser) without considering its competitor, under the assumption that the 2008 policy change also randomized the competitors into treatment and control. The evidence above indicates that private firms are more likely to win in lower-level courts regardless of whether their opponents are private or state owned. Below, I provide direct evidence that even facing an SOE, a private enterprise is more likely to win in lower-level courts. Unfortunately, not every firm on the other side is publicly traded and, therefore, releases its ownership information. For 636 unique pairs of firms that are both listed, I am able to collect ownership information on both sides. Below, I restrict my analysis to litigations between a non-SOE and an SOE. My theory predicts that non-SOEs are more likely to win against SOEs in basic people’s courts than in intermediate people’s courts. Table 5 shows the IV estimates with *Basic* instrumented by $Post2008 \times Treatment\ Group\ I$. Again, both province and industry fixed effects are included, and I cluster standard errors at the provincial level.

[INSERT TABLE 5 HERE]

As shown, non-SOEs are more likely to win against SOEs in basic people’s courts than in intermediate people’s courts. Put differently, SOEs are more likely to lose to non-SOEs in basic people’s courts than in intermediate people’s courts. The point estimate of *Basic* is very similar to that in Table 4, indicating that the 2008 change indeed randomized competitors into control and treatment groups. This provides the strongest, direct evidence to support my theory.

In sum, both the DID and 2SLS results support Hypothesis 1 that there is relative capture in the Chinese judicial hierarchy: while SOEs are more likely to win in intermediate people's courts, non-SOEs are more likely to win in basic people's courts. I now turn to three potential sources that could bias my estimates.

Robustness Checks

I conduct three checks to test the robustness of the results against potential sources of bias. First, because cases will enter CLFLD only if firms have chosen to go to court, my analysis does not include firms that settled their disputes outside the courts, such as through arbitration or mediation (alternative dispute resolution). This could create a selection bias if, for instance, SOEs are more likely to win because they are more likely to go to court in the first place when they have a dispute. Prior studies have indeed shown that SOEs, because of a higher expected win rate, are more likely to litigate than non-SOEs.⁵³ A similar selection bias is presented in the discussion of how to estimate the treatment effect of signing international treaties on countries' compliance behavior: because compliant countries are more likely to sign these treaties in the first place, simply regressing compliance on treaties could introduce significant selection bias.⁵⁴ A conventional solution to selection bias is to adapt a Heckman selection model to first predict firms' likelihood to litigate and then use this likelihood to predict their win rate.⁵⁵ However, as Simmons and Hopkins show, Heckman-style models share several important weaknesses, including their sensitivity to specification, possible problems of collinearity, and heavy reliance on distributional assumptions.⁵⁶ For these reasons, recent methodological work on selection bias has focused on finding alternatives to the Heckman approach, often through semiparametric or nonparametric models.⁵⁷ Nonparametric approaches include matching control for bias on observables without making the strong distributional assumptions required by Heckman-type models. And in recent work, nonparametric approaches have also demonstrated their utility

⁵³Wang 2015, 94.

⁵⁴Simmons 2000; Von Stein 2005.

⁵⁵For more on Heckman's initial work on selection bias, please see Heckman 1979.

⁵⁶Simmons and Hopkins 2005.

⁵⁷Heckman et al. 1998.

when confronting thorny problems related to nonrandom assignment to treatment.⁵⁸

I wish to compare the firms' win rates in basic people's courts with those in intermediate people's courts. I assume that the 2008 jurisdictional change assigned cases to treatment and control groups at random or at least as-if random. Thus matching cases in Cells 3 and 4 in Figure 2 could create a balanced, matched dataset. I employ a genetic matching procedure, which is shown to achieve a better balance between the "control" and "treatment" groups.⁵⁹ Using the matched data, I conduct genetic matching to estimate the treatment effect of *BASIC*—a binary indicator of basic people's courts. The results are in Table 6. Consistent with prior parametric models, SOEs are less likely to win in basic people's courts, whereas non-SOEs are more likely to win in basic people's courts. Substantively, SOEs' win rate is estimated to be 30% higher in intermediate people's courts than in basic people's courts, while non-SOEs' win rate is 40% higher in basic people's courts than in intermediate people's courts. The effect's size is nontrivial.

[INSERT TABLE 6 HERE]

Second, some recent studies have pointed to the importance of firms' political connections in determining their preference for litigation and market values.⁶⁰ If political connections are correlated with both court-level and judicial outcomes, my previous estimates would suffer from omitted variable bias. To measure firms' political connections, I obtained the biographical information of all board members (chairperson, president, vice-president, CEO, executive director, non-executive director, or secretary) for all of the involved companies from Wind Info, a leading integrated service provider of financial data based in Shanghai.⁶¹ I then manually coded the career information of each board member in each firm to determine whether a member was politically connected.⁶² This "board" approach is consistent with the identification of political connections in the previous literature.⁶³

⁵⁸Imai 2005.

⁵⁹Please see Diamond and Sekhon 2013. My results indicate dramatic improvements in balance (Section VI in the web appendix).

⁶⁰Truex 2014; Ang and Jia 2014; Lu, Pan and Zhang 2015; Wang 2015.

⁶¹<http://www.wind.com.cn/En/> (Accessed August 2, 2013).

⁶²Every board member was double-coded by a group of research assistants and me. Table 7.1 in the web appendix shows two examples of board members' biographies.

⁶³Agrawal and Knoeber 2001; Boubakri, Cosset and Saffar 2008; Sun, Xu and Zhou 2011.

I focus on the following three types of connections: 1) Government Connection—a firm is connected to the Chinese government if at least one of its board members was a government official; 2) Parliament Connection—a firm is connected to China’s parliament (people’s congress or people’s consultative conference) if at least one of its board members was a member of parliament; and 3) Legal Connection (a subset of Government Connection)—a firm is connected to China’s legal organizations if at least one of its board members was an official in police departments, the courts, procuratorates, or legal bureaus. Adding these variables does not change my original results (Section VII in the web appendix).

Third, there are two types of SOEs in China: a few centrally controlled SOEs and many locally controlled SOEs. Central SOEs only pay taxes to the central government. If courts’ preferences at different levels are shaped by local governments’ tax incentives, then I should exclude central SOEs from my analysis. I hence exclude the small number of central SOEs in my sample and find that my prior results still hold (Section VIII in the web appendix).

Discussion and Conclusion

As Rodden remarks, “[o]ther than transitions to democracy, decentralization and the spread of federalism are perhaps the most important trends in governance around the world over the last 50 years.”⁶⁴ By the end of the 20th century, estimates of the number of decentralization reforms had ranged from 80% of the world’s countries to effectively all of them.⁶⁵ Since then, further reforms have been announced in several dozen countries as diverse as Bolivia, Cambodia, Ethiopia, France, Indonesia, Japan, Peru, South Africa, South Korea, Uganda, and the UK.⁶⁶

However, a large literature argues that lower-level governments are more susceptible to elite capture. If this presumption is correct, the advantages of decentralization—to bring governments “closer to the people,” induce competition among local governments, and make it easier for citizens to hold their representatives accountable—would be compromised by greater capture by

⁶⁴Rodden 2006, 1-2.

⁶⁵Manor 1999.

⁶⁶Faguet 2014.

local elites.⁶⁷

In contrast, many countries, such as Vietnam and China, that have experienced the disadvantages of decentralization have begun to centralize their political systems to distance politics from special interests. Both decentralization and centralization reforms have received financial support from international donors, such as the World Bank, the United Nations Development Program, the European Union, the U.S. Agency for International Development, and the Ford Foundation.⁶⁸

Despite the enthusiasm and generosity on both sides, prior work has offered contradictory conclusions. While some report that decentralization is associated with lower corruption,⁶⁹ some find that decentralization facilitates capture of the political processes by powerful elites and creates more corruption.⁷⁰ Many developing countries, lacking a straightforward formula, have been trapped in what Baum terms “tightening/loosening cycles:” centralizing, decentralizing, and then going back to square one.⁷¹

My study helps reconcile this controversy. I argue that the framework of relative capture is useful in examining politicians’ and interest groups’ incentives at different levels of government. The key insight is that a political hierarchy can be relatively captured by different interest groups at different levels. I then use a novel dataset of real court cases disclosed by Chinese publicly traded firms to show that cases brought by different firms win at different rates at different levels of the judiciary. I argue that the Chinese local governments’ tax incentives shape the preferences of local judges: courts are more likely to favor firms that provide a major source of revenue to the party-state at the same territorial level. Exploiting a quasi-experiment in which the Supreme People’s Court in China dramatically raised the monetary threshold for cases to enter higher-level courts, which created exogenous variation in cases’ exposure to var-

⁶⁷For a review of the pros and cons of decentralization, please see Wibbels 2006, Treisman 2007, and Bardhan 2002.

⁶⁸For programs supporting centralization reforms, please see <https://www.bhba.org/index.php/component/content/article/251> (Accessed February 23, 2015). For programs supporting decentralization, please see <http://www1.worldbank.org/publicsector/decentralization/operations.htm> (Accessed January 19, 2016), <http://goo.gl/d9oD2z> (Accessed January 19, 2016), and http://eu-un.europa.eu/articles/en/article_3160_en.htm (Accessed January 19, 2016).

⁶⁹Fisman and Gatti 2002.

⁷⁰Treisman 2000; Mattingly 2016.

⁷¹Baum 1996.

ious levels of courts, I use an IV strategy to estimate the treatment effect of judicial level on judicial outcomes. I report strong evidence that while SOEs are more likely to win in intermediate people's courts, non-SOEs are more likely to win in basic people's courts. The results are robust to corrections of selection bias using genetic matching, considering firms' political connections, and excluding centrally controlled SOEs.

These points lead to an important policy implication. Politicians and policy makers who want to reduce capture in their countries should carefully examine the relative strength of major interest groups vis-à-vis different levels of government. In countries where the level of economic development is low and most interest groups are small and local, centralization is often effective in reducing local corruption and improving governance. Indeed, Gennaioli and Rainer find that African countries that are more centralized have a better record of public goods provision, such as education, health, and infrastructure.⁷² Conversely, in countries where the economy is more developed and diverse with firms of different sizes, a balance between local autonomy and central control is crucial to avoid capture. For example, many scholars, while comparing the reform experiences of China and Russia, argue that China's transition has been more successful because the Chinese Communist Party has been in a strong position to control its local agents while still preserving local autonomy, while in Russia old and inefficient firms benefit from preferential treatment by regional politicians whose power is not constrained by central authorities.⁷³ In these more diverse economies, emphasizing decentralization without central control often leads to "local protectionism," while too much centralization creates "higher-level protectionism." An important question for many developing countries that are facing this conundrum is to ask "captured by whom" and design solutions to fit local conditions.

⁷²Gennaioli and Rainer 2007.

⁷³Blanchard and Shleifer 2001; Sonin 2010.

References

- Acemoglu, Daron and Simon Johnson. 2005. "Unbundling Institutions." *Journal of Political Economy* 113(5):949–995.
- Agrawal, Anup and Charles R Knoeber. 2001. "Do Some Outside Directors Play a Political Role?" *Journal of Law & Economics* 44:179–198.
- Ang, Yuen Yuen and Nan Jia. 2014. "Perverse Complementarity: Political Connections and the Use of Courts among Private Firms in China." *The Journal of Politics* 76(02):318–332.
- Bardhan, Pranab. 2002. "Decentralization of Governance and Development." *Journal of Economic Perspectives* pp. 185–205.
- Bardhan, Pranab and Dilip Mookherjee. 2000. "Capture and Governance at Local and National Levels." *American Economic Review* 90(2):135–139.
- Baum, Richard. 1996. *Burying Mao: Chinese Politics in the Age of Deng Xiaoping*. Princeton University Press.
- Blanchard, Olivier and Andrei Shleifer. 2001. "Federalism With and Without Political Centralization: China Versus Russia." *IMF Staff Papers* 48:171–179.
- Boubakri, Narjess, Jean-Claude Cosset and Walid Saffar. 2008. "Political Connections of Newly Privatized Firms." *Journal of Corporate Finance* 14(5):654–673.
- Cai, Hongbin and Daniel Treisman. 2004. "State Corroding Federalism." *Journal of Public Economics* 88(3):819–843.
- Campos, Jose Edgardo and Joel S Hellman. 2005. Governance Gone Local: Does Decentralization Improve Accountability? In *East Asia Decentralizes: Making Local Government Work*, ed. White, Roland and Smoke, Paul. World Bank Publications pp. 237–52.
- Card, David and Alan B. Krueger. 1992. "Does School Quality Matter? Returns to Education and the Characteristics of Public Schools in the United States." *The Journal of Political Economy* 100(1):1–40.
- Dasgupta, Susmita, Benoit Laplante, Nlandu Mamingi and Hua Wang. 2001. "Inspections, Pollution Prices, and Environmental Performance: Evidence from China." *Ecological Economics* 36(3):487 – 498.
- Diamond, Alexis and Jasjeet S Sekhon. 2013. "Genetic Matching for Estimating Causal Effects: A General Multivariate Matching Method for Achieving Balance in Observational Studies." *Review of Economics and Statistics* 95(3):932–945.
- Duflo, Esther. 2001. "Schooling and Labor Market Consequences of School Construction in Indonesia: Evidence from an Unusual Policy Experiment." *American Economic Review* 91(4):795–813.
- Dunning, Thad. 2012. *Natural Experiments in the Social Sciences: A Design-Based Approach*. Cambridge University Press.

- Faguet, Jean-Paul. 2014. "Decentralization and Governance." *World Development* 53:2–13.
- Falleti, Tulia G. 2010. *Decentralization and Subnational Politics in Latin America*. Cambridge University Press.
- Ferejohn, John, Frances Rosenbluth and Charles Shipan. 2009. Comparative Judicial Politics. In *The Oxford Handbook of Comparative Politics*, ed. Boix, Carles and Stokes, Susan C. Oxford University Press pp. 727–751.
- Fisman, Raymond and Roberta Gatti. 2002. "Decentralization and Corruption: Evidence across Countries." *Journal of Public Economics* 83(3):325–345.
- Gallagher, Mary. 2006. "Mobilizing the Law in China: "Informed Disenchantment" and the Development of Legal Consciousness." *Law and Society Review* 40:783–816.
- Gennaioli, Nicola and Ilija Rainer. 2007. "The Modern Impact of Precolonial Centralization in Africa." *Journal of Economic Growth* 12(3):185–234.
- Ginsburg, Tom and Tamir Moustafa. 2008. *Rule by Law: The Politics of Courts in Authoritarian Regimes*. Cambridge University Press.
- Goldsmith, Arthur A. 1999. "Slapping the Grasping Hand." *American Journal of Economics and Sociology* 58(4):865–883.
- Grossman, Guy and Delia Baldassarri. 2012. "The Impact of Elections on Cooperation: Evidence from a Lab-in-the-Field Experiment in Uganda." *American Journal of Political Science* 56(4):964–985.
- Haggard, Stephan. 1990. *Pathways from the Periphery: The Politics of Growth in the Newly Industrializing Countries*. Cornell University Press.
- Hamilton, Alexander, James Madison and John Jay. 1961. *The Federalist Papers*. New American Library.
- Heckman, James, Hidehiko Ichimura, Jeffrey Smith and Petra Todd. 1998. "Characterizing Selection Bias Using Experimental Data." *Econometrica* 66(5):1017–1098.
- Heckman, James J. 1979. "Sample Selection Bias as a Specification Error." *Econometrica* pp. 153–161.
- Hellman, Joel S, Geraint Jones and Daniel Kaufmann. 2000. "Seize the State, Seize the Day: State Capture, Corruption and Influence in Transition." *World Bank policy research working paper* (2444).
- Hellman, Joel S., Geraint Jones and Daniel Kaufmann. 2003. "Seize the State, Seize the Day: State Capture and Influence in Transition Economies." *Journal of Comparative Economics* 31(4):751–773.
- Helmke, Gretchen. 2002. "The Logic of Strategic Defection: Judicial Decision-Making in Argentina Under Dictatorship and Democracy." *American Political Science Review* 96(2):291–303.

- Imai, Kosuke. 2005. "Do Get-Out-the-Vote Calls Reduce Turnout? The Importance of Statistical Methods for Field Experiments." *American Political Science Review* 99(02):283–300.
- Imbens, Guido W and Thomas Lemieux. 2008. "Regression Discontinuity Designs: A Guide to Practice." *Journal of Econometrics* 142(2):615–635.
- Kastellec, Jonathan P. 2011. "Hierarchical and Collegial Politics on the US Courts of Appeals." *Journal of Politics* 73(02):345–361.
- Kessler, Daniel, Thomas Meites and Geoffrey Miller. 1996. "Explaining Deviations From the Fifty-Percent Rule: A Multimodal Approach to the Selection of Cases for Litigation." *Journal of Legal Studies* 25:233–259.
- La Porta, Rafael, Florencio Lopez-de-Silanes, Andrei Shleifer and Robert Vishny. 1999. "The Quality of Government." *The Journal of Law, Economics, and Organization* 15(1):222–279.
- La Porta, Rafael, Florencio Lopez-de-Silanes, Andrei Shleifer and Robert W. Vishny. 1997. "Legal Determinants of External Finance." *Journal of Finance* 52:1131–1150.
- Landry, Pierre. 2008a. *Decentralized Authoritarianism in China*. Cambridge University Press.
- Landry, Pierre. 2008b. The Institutional Diffusion of Courts in China: Evidence from Survey Data. In *Rule by Law: The Politics of Courts in Authoritarian Regimes*, ed. Ginsburg, Tom and Moustafa, Tamir. Cambridge University Press pp. 207–234.
- Lemieux, Thomas and David Card. 2001. "Education, Earnings, and the 'Canadian GI Bill'." *Canadian Journal of Economics/Revue canadienne d'économie* 34(2):313–344.
- Lieberman, Ira W. 1993. "Privatization: The Theme of the 1990s." *The Columbia Journal of World Business* 28(1):8–17.
- Lieberthal, Kenneth G. 1992. Introduction: The 'Fragmented Authoritarianism' Model and Its Limitations. In *Bureaucracy, Politics and Decision Making in Post-Mao China*, ed. Lieberthal, Kenneth G and Lampton, David M. University of California Press pp. 1–22.
- Lorentzen, Peter, Pierre Landry and John Yasuda. 2014. "Undermining Authoritarian Innovation: The Power of China's Industrial Giants." *The Journal of Politics* 76(01):182–194.
- Lu, Haitian, Hongbo Pan and Chenying Zhang. 2015. "Political Connectedness and Judicial Outcomes: Evidence from Chinese Corporate Lawsuits." *Journal of Law and Economics* 58.
- Lü, Xiaobo and Pierre F Landry. 2014. "Show Me the Money: Interjurisdiction Political Competition and Fiscal Extraction in China." *American Political Science Review* 108(03):706–722.
- Malesky, Edmund J, Cuong Viet Nguyen and Anh Tran. 2014. "The Impact of Recentralization on Public Services: A Difference-in-Differences Analysis of the Abolition of Elected Councils in Vietnam." *American Political Science Review* 108(01):144–168.
- Malesky, Edmund J and Markus Taussig. 2009. "Where Is Credit Due? Legal Institutions, Connections, and the Efficiency of Bank Lending in Vietnam." *Journal of Law, Economics, and Organization* 25(2):535–578.

- Manor, James. 1999. *The Political Economy of Democratic Decentralization*. The International Bank for Reconstruction and Development/The World Bank.
- Mattingly, Daniel C. 2016. "Elite Capture: How Decentralization and Informal Institutions Weaken Property Rights in China." *World Politics* 68(3):383–412.
- McCrary, Justin. 2008. "Manipulation of the Running Variable in the Regression Discontinuity Design: A Density Test." *Journal of Econometrics* 142(2):698–714.
- Mertha, Andrew. 2009. "'Fragmented Authoritarianism 2.0': Political Pluralization in the Chinese Policy Process." *The China Quarterly* 200:995–1012.
- Moustafa, Tamir. 2007. *The Struggle for Constitutional Power: Law, Politics, and Economic Development in Egypt*. Cambridge University Press.
- North, Douglass Cecil. 1981. *Structure and Change in Economic History*. Norton.
- O'Brien, Kevin and Lianjiang Li. 2004. "Suing the Local State: Administrative Litigation in Rural China." *The China Journal* 51:75–96.
- Peerenboom, Randall. 2002. *China's Long March to the Rule of Law*. Cambridge University Press.
- Reinikka, Ritva and Jakob Svensson. 2004. "Local Capture: Evidence from a Central Government Transfer Program in Uganda." *The Quarterly Journal of Economics* pp. 679–705.
- Rodden, Jonathan. 2006. *Hamilton's Paradox: The Promise and Peril of Fiscal Federalism*. Cambridge University Press.
- Shavell, Steven. 1996. "Any Frequency of Plaintiff Victory at Trial is Possible." *Journal of Legal Studies* 25:493–501.
- Shih, Victor, Christopher Adolph and Mingxing Liu. 2012. "Getting Ahead in the Communist Party: Explaining the Advancement of Central Committee Members in China." *American Political Science Review* 106(01):166–187.
- Siegelman, Peter and Joel Waldfogel. 1999. "Toward a Taxonomy of Disputes: New Evidence Through the Prism of the Priest/Klein Model." *Journal of Legal Studies* 28:101–129.
- Simmons, Beth A. 2000. "International Law and State Behavior: Commitment and Compliance in International Monetary Affairs." *American Political Science Review* 94(04):819–835.
- Simmons, Beth A. 2009. *Mobilizing for Human Rights: International Law in Domestic Politics*. Cambridge University Press.
- Simmons, Beth A and Daniel J Hopkins. 2005. "The Constraining Power of International Treaties: Theory and Methods." *American Political Science Review* 99(04):623–631.
- Sonin, Konstantin. 2010. "Provincial Protectionism." *Journal of Comparative Economics* 38(2):111–122.
- Staiger, Douglas and James H Stock. 1997. "Instrumental Variables Regression with Weak Instruments." *Econometrica* 65(3):557–586.

- Sun, Pei, Haoping Xu and Jian Zhou. 2011. "The Value of Local Political Capital in Transition China." *Economics Letters* 110(3):189–192.
- Sunstein, Cass R., David Schkade, Lisa M. Ellman and Andres Sawicki. 2006. *Are Judges Political?: An Empirical Analysis of the Federal Judiciary*. Brookings Institution Press.
- Tanner, Murray Scot and Eric Green. 2007. "Principals and Secret Agents: Central Versus Local Control Over Policing and Obstacles to "Rule of Law" in China." *The China Quarterly* 191:644–670.
- Treisman, Daniel. 2000. "The Causes of Corruption: A Cross-National Study." *Journal of Public Economics* 76(3):399–457.
- Treisman, Daniel. 2007. *The Architecture of Government: Rethinking Political Decentralization*. Cambridge University Press.
- Truex, Rory. 2014. "The Returns to Office in a "Rubber Stamp" Parliament." *American Political Science Review* 108(02):235–251.
- van der Kamp, Denise, Peter Lorentzen and Daniel Mattingly. 2016. "Racing to the Bottom or to the Top? Decentralization and Governance Reform in China." *Association for Asian Studies Annual Meeting Paper* .
- Von Stein, Jana. 2005. "Do Treaties Constrain or Screen? Selection Bias and Treaty Compliance." *American Political Science Review* 99(04):611–622.
- Wang, Qian, T.J. Wong and Lijun Xia. 2008. "State Ownership, The Institutional Environment, and Auditor Choice: Evidence from China." *Journal of Accounting and Economics* 46:112–134.
- Wang, Yuhua. 2015. *Tying the Autocrat's Hands: The Rise of the Rule of Law in China*. Cambridge University Press.
- Wibbels, Erik. 2006. "Madison in Baghdad?: Decentralization and federalism in comparative politics." *Annual Review of Political Science* 9:165–188.
- Wong, Christine and Richard Bird. 2008. China's Fiscal System: A Work in Progress. In *China's Great Economic Transformation*, ed. Brandt, Loren and Rawski, Thomas G. Cambridge University Press pp. 429–466.

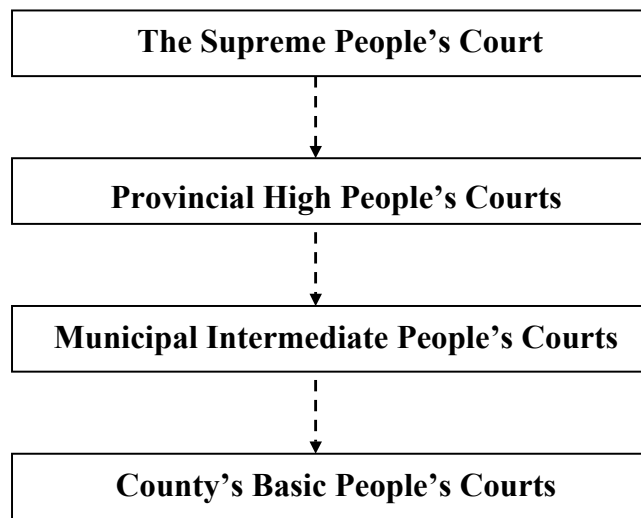


Figure 1: Hierarchy of China's Judiciary System

Notes: This figure is from Wang 2015, 62.

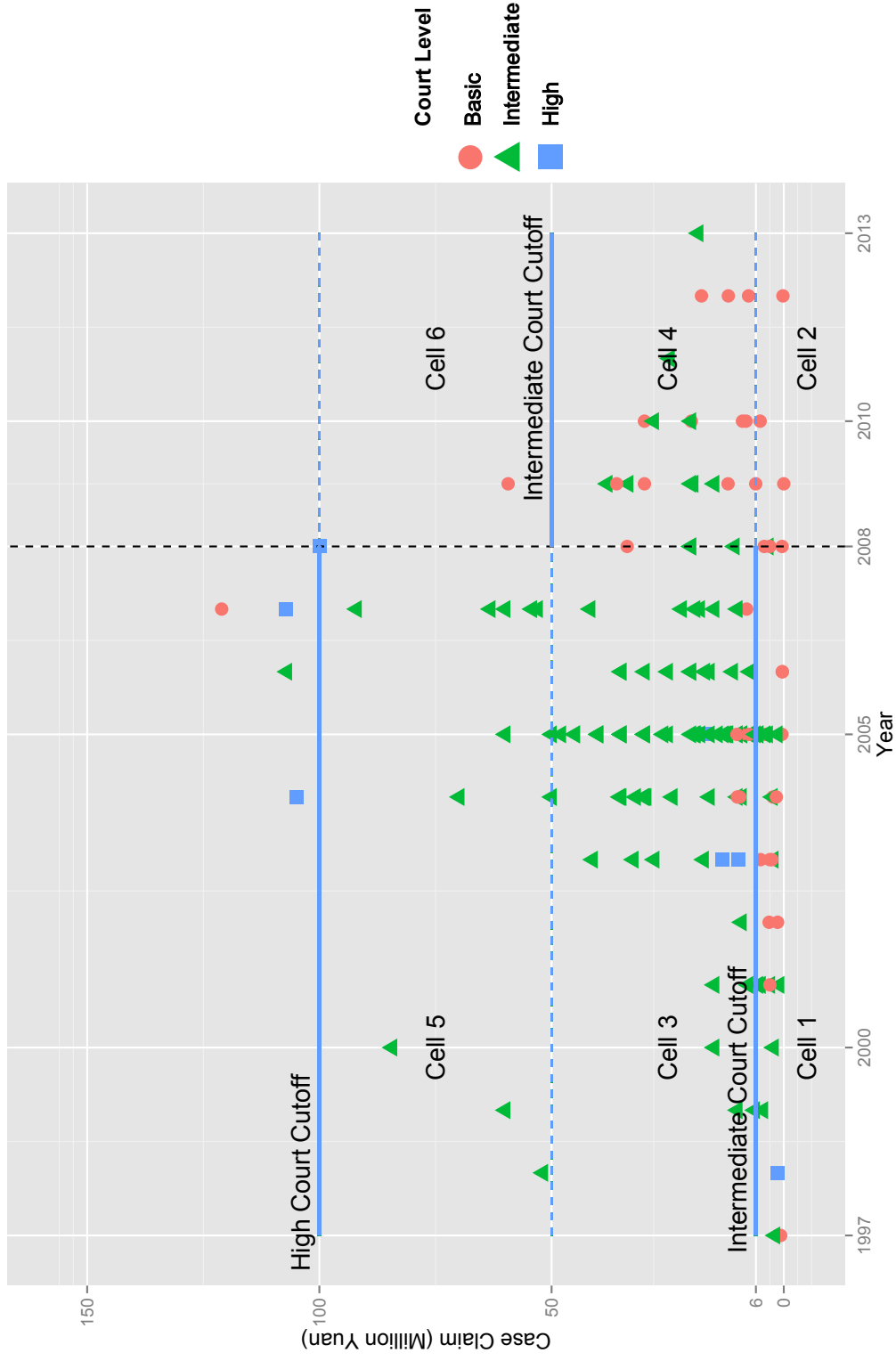
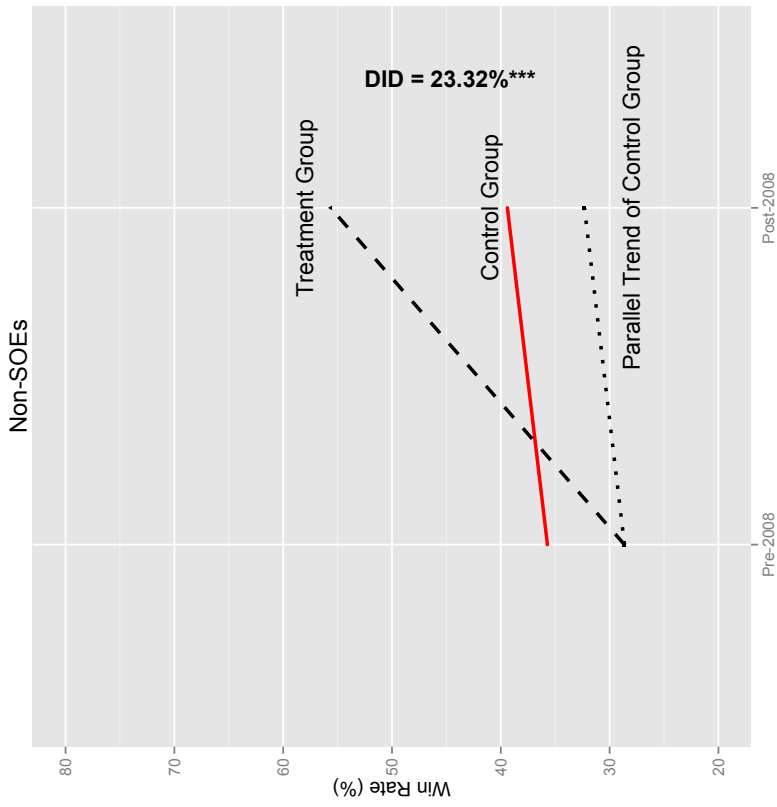
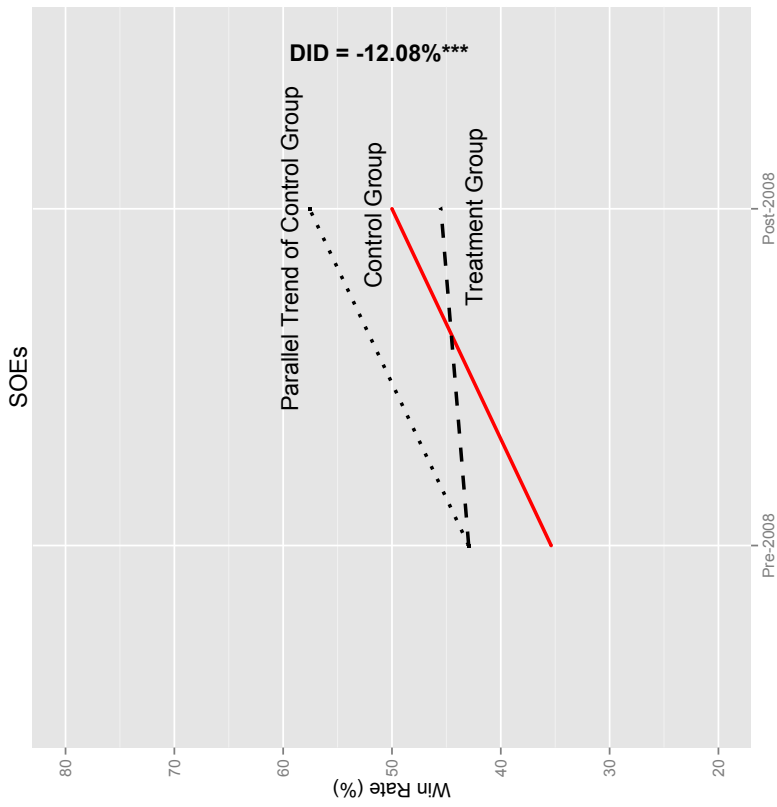


Figure 2: Court's Jurisdictional Changes in Guangzhou City in Guangdong Province

Notes: This figure presents the two “regimes” before and after the 2008 jurisdictional change. The data and specific cutoffs are based on Guangzhou City in Guangdong Province. The cutoff points vary across municipalities. Circles represent cases actually adjudicated by basic people’s courts, triangles represent cases actually adjudicated by intermediate people’s courts, and cubes represent cases actually adjudicated by the high people’s court.



(a) SOEs' Win Rates Before and After 2008



(b) Non-SOEs' Win Rates Before and After 2008

Figure 3: The 2008 Policy Change and Win Rates of SOEs and Non-SOEs With Real Data

Notes: The graphs present the win rates of SOEs (Panel (a)) and non-SOEs (Panel (b)) before and after 2008. The dashed line represents cases in the treatment group, the solid line represents cases in the control group, and the dotted line represents the parallel trend of the control group. The difference in difference is therefore the gap between the dashed line and the dotted line. The ownership data are from CSMAR and the Chinese Economic Censuses of 2004 and 2008. Specifically, a firm is coded as an SOE if its ultimate shareholder is the government, including any departments in the government, such as the Bureau of State Asset Management or the Finance Bureau.

Table 1: The Allocation of Cases to Different Judicial Levels Before and After 2008

	Pre-2008	Post-2008	Difference
Control Group I	Cell 5	Cell 6	
Observations	750	245	
Intermediate	83.624 (1.357)	86.885 (2.165)	-3.261 (2.675)
Treatment Group I	Cell 3	Cell 4	
Observations	1,175	355	
Intermediate	85.579 (1.030)	45.143 (2.664)	40.437 (2.379)
Basic	11.245 (0.926)	53.714 (2.669)	-42.470 (2.234)

Notes: The sample is comprised of Chinese publicly traded firms in the CLFLD. Standard deviations are in parentheses.

Table 2: Effect of Exposure to Basic People’s Courts on Win Rate: DID Estimates

	SOEs	Non-SOEs
	Coefficient (Clustered S.E.)	Coefficient (Clustered S.E.)
Post2008	0.071 (0.376)	0.243 (0.467)
Treatment Group I	0.316 (0.223)	-0.573** (0.286)
Post2008 × Treatment Group I	-0.588* (0.334)	0.826*** (0.359)
Assets (log)	0.299*** (0.112)	-0.033 (0.069)
Age	0.050*** (0.018)	-0.012 (0.041)
Contract Dispute	0.414** (0.174)	0.494** (0.205)
Road	0.070 (0.296)	-0.652** (0.289)
Third	0.256 (0.249)	-0.029 (0.535)
Derby	0.150 (0.336)	-0.203 (0.356)
Province F.E.	✓	✓
Industry F.E.	✓	✓
Intercept	✓	✓
N	1,464	552
Pseudo R ²	0.073	0.142

Notes: This table presents the logistic regression estimates of Equation (1). The dependent variable is *Win*—a binary variable indicating whether the announcing firm won the case. *Post2008* is an indicator for cases accepted after 2008. *Treatment Group I* is an indicator for cases that fell into Cells 3 and 4 in Figure 2. *Assets (log)* is the natural log-transformed total assets of a firm. *Age* is the firm’s age. *Contract Dispute* indicates contract disputes. *Road* is an indicator that equals 1 if the other firm and the court share the same location, and the announcing firm is registered in a different location. *Third* is an indicator that equals 1 if none of the firms share the same location with the court, so the court is a third party. *Derby* is an indicator that equals 1 if both firms share the same location with the court. All specifications include provincial and industry fixed effects. Standard errors clustered at the provincial level are presented in the parentheses. *p*-values are based on a two-tailed test: **p* < 10%, ***p* < 5%, ****p* < 1%.

Table 3: Balance Tests of Covariates in Basic and Intermediate Courts after 2008

Variable	Basic	Intermediate	Difference	95% Confidence Interval
Assets (log)	21.206	21.060	-0.145	[-0.464, 0.173]
Age	16.624	15.953	-0.670	[-1.862, 0.521]
Contract Dispute	0.559	0.525	-0.034	[-0.139, 0.071]
Home	0.141	0.099	-0.042	[-0.111, 0.028]
Road	0.174	0.180	0.006	[-0.075, 0.087]
Third	0.027	0.037	0.010	[-0.027, 0.047]
Derby	0.658	0.683	0.026	[-0.074, 0.126]

Notes: This table presents the balance tests of covariates in treatment (basic) and control (intermediate) after 2008.

Table 4: Effect of Exposure to Basic People’s Courts on Win Rate: 2SLS Estimates

Second Stage: Dependent Variable=Win		
	SOEs	Non-SOEs
	Coefficient (Clustered S.E.)	Coefficient (Clustered S.E.)
Basic (instrumented)	−0.238*** (0.081)	0.278*** (0.103)
Assets (log)	0.060*** (0.018)	−0.001 (0.017)
Age	0.011*** (0.004)	−0.001 (0.007)
Contract Dispute	0.098*** (0.036)	0.087** (0.035)
Road	−0.011 (0.064)	−0.125** (0.049)
Third	0.015 (0.052)	0.000 (0.100)
Derby	0.006 (0.071)	−0.049 (0.062)
Province F.E.	✓	✓
Industry F.E.	✓	✓
Intercept	✓	✓
N	1,483	570
Pseudo R ²	0.093	0.185
Durbin-Wu-Hauman Test (<i>p</i> -value)	0.156	0.103
First Stage: Dependent Variable=Basic		
	SOEs	Non-SOEs
	Coefficient (Clustered S.E.)	Coefficient (Clustered S.E.)
Post2008 × Treatment Group I	0.379*** (0.030)	0.509*** (0.034)
Controls	✓	✓
Province F.E.	✓	✓
Industry F.E.	✓	✓
Intercept	✓	✓
N	1,522	584
R ²	0.160	0.453
F-Stat of Excluded Instrument	161.27	223.17

Notes: This table presents the 2SLS regression estimates of Equation (2). The upper panel presents the second stage results, while the lower panel presents the first stage results. The dependent variable in the upper panel is *Win*—a binary variable indicating whether the announcing firm won the case. *Basic* is an indicator for cases adjudicated by basic people’s courts (as opposed to intermediate people’s courts). It is instrumented by *Post2008* × *Treatment Group I*. *Assets (log)* is the natural log-transformed total assets of a firm. *Age* is the firm’s age. *Contract Dispute* indicates contract disputes. *Road* is an indicator that equals 1 if the other firm and the court share the same location, and the announcing firm is registered in a different location. *Third* is an indicator that equals 1 if none of the firms share the same location with the court, so the court is a third party. *Derby* is an indicator that equals 1 if both firms share the same location with the court. In the lower panel, the dependent variable is *Basic*. Controls include *Assets (log)*, *Age*, *Contract Dispute*, *Road*, *Third*, and *Derby*. All specifications include provincial and industry fixed effects. Standard errors clustered at the provincial level are presented in the parentheses. *p*-values are based on a two-tailed test: **p* < 10%, ***p* < 5%, ****p* < 1%.

Table 5: Effect of Basic Court on Win Rates of Non-SOEs versus SOEs

Non-SOEs vs SOEs	
	Coefficient (Clustered S.E.)
Basic (instrumented)	0.275** (0.114)
Assets (log)	0.005 (0.017)
Age	-0.004 (0.007)
Contract Dispute	0.085** (0.037)
Road	-0.126*** (0.047)
Third	0.020 (0.095)
Derby	-0.036 (0.061)
Province F.E.	✓
Industry F.E.	✓
Intercept	✓
N	531
Wald χ^2	8517.49
R^2	0.185

Notes: This table presents the 2SLS regression estimates of Equation (2) while restricting the sample to non-SOEs versus SOEs. The dependent variable is *Win*—a binary variable indicating whether the announcing firm won the case. *Basic* is an indicator for cases adjudicated by basic people’s courts (as opposed to intermediate people’s courts). It is instrumented by $Post2008 \times Treatment\ Group\ I$. *Assets (log)* is the natural log-transformed total assets of a firm. *Age* is the firm’s age. *Contract Dispute* indicates contract disputes. *Road* is an indicator that equals 1 if the other firm and the court share the same location, and the announcing firm is registered in a different location. *Third* is an indicator that equals 1 if none of the firms share the same location with the court, so the court is a third party. *Derby* is an indicator that equals 1 if both firms share the same location with the court. The specification includes provincial and industry fixed effects. Standard errors clustered at the provincial level are presented in the parentheses. *p*-values are based on a two-tailed test: **p* < 10%, ***p* < 5%, ****p* < 1%.

Table 6: Effect of Adjudication by a Basic Court on Win Rates of SOEs and Non-SOEs: Genetic Matching Results

	SOEs	Non-SOEs
	Coefficient	Coefficient
	(Bootstrap S.E.)	(Bootstrap S.E.)
Basic	-0.298*** (0.099)	0.409*** (0.056)
N	91	51

Notes: This table reports the results of genetic matching using a matched dataset of cases assigned to treatment (adjudication by basic people’s courts) or control groups (adjudication by intermediate people’s courts) by the 2008 jurisdictional change. The dependent variable is *Win*—a binary outcome indicating whether the announcing firm won the case. Bootstrap standard errors are in parentheses. Section VI in the web appendix shows the balance tests. *p*-values are based on a two-tailed test: **p* < 10%, ** *p* < 5%, *** *p* < 1%.